



Reflections Ready!

Inspire creativity and run a successful Reflections arts program at your school.

Lisa Snowiss

California State PTA Reflections Chair 2017 - 2021



Thirty-Third District PTA Fall Officers Training

33rdpta.org

Saturday, August 9, 2025



REFLECTIONS Most Frequently Asked Questions

Why is Reflections important?

What is the due date?

How is the theme selected?

My student's art didn't win (and it is the BEST), so why?

How are we going to do Reflections this year?

Virtual? Physical? Hybrid?



Thirty-Third District PTA Fall Officers Training



ABOUT REFLECTIONS

- **The National PTA Reflections Program was created in 1969 and more than 10 MILLION STUDENTS have participated.**
- **PTA Reflections is a nationally acclaimed STUDENT RECOGNITION PROGRAM to encourage artistic creativity in the classroom and at home.**
- **PTA Reflections welcomes ALL GRADES and ABILITIES to explore and be involved in the arts.**



Thirty-Third District PTA Fall Officers Training



REFLECTIONS PROMISE

**To help all students explore
their own thoughts, feelings, and ideas,
develop artistic literacy, increase confidence, and
find a love for learning that will help them become
more successful in school and in life.**



REFLECTIONS THEME

An annual theme is determined by the National PTA Reflections
Theme Search Contest.

This years theme was selected 2 years ago.

The 2025-2026 Reflections theme is

"I Belong!"

submitted by Ben Morgan from Lewis and Clark Middle School PTSA in Boise, Idaho.

Students may enter their theme ideas on the California State PTA Reflections website from

September 1 through November 1.

The State PTA Reflections committee submits 5 themes to represent
California at the National PTA Reflections theme selection.



REFLECTIONS CATEGORIES

**Choose the
Arts
Categories
to offer at
your school**



Dance Choreography



Film Production



Literature



Music Composition



Photography



Visual Arts

REFLECTIONS DIVISIONS

- Determine which grade divisions your school can host
- Only students who attend your school site may participate
- For example, an Elementary School PTA cannot host the High School Grade Division
- Elementary schools TK-6 can host Middle School Divisions & Accessible Artist

Primary | Grades Pre-K - 2nd

Intermediate | Grades: 3 - 5

Middle School | Grades 6 - 8

High School | Grades 9 - 12

Accessible Arts

Clarified & Update Guidelines

Materials were updated to **provide consistent and clearer guidance around the use of technology and copyright materials in entries:**

- **Use of Copyright Materials:** Guidelines were clarified to explain that, while permitted in certain categories, copyrighted material in an entry must be incidental and/or is a smaller element of a whole and used to create a completely new and different work of art.
- **Use of Technology:** Guidelines were clarified to emphasize that digital technology may not provide the primary design and/or concept for an entry and to indicate that entrants must provide a brief description how they used the technology/software, including any generative elements (e.g., algorithmic techniques, artificial intelligence).

Clarified & Update Guidelines

The category-specific guidelines and student entry packet/form reflect these changes. In addition, the category-specific guidelines also reflect language adjustments, especially the following:

- **Visual Arts:** Category-specific guidelines now specify "digital art and graphics (drawings/paintings/ illustration)," rather than "computer-generated images".
- **Literature:** Category-specific guidelines now specify dictation is permissible based on the student being able, rather than their age.

Division Title - Reminder

Accessible Arts Division

This change is in response to concern around the term "special", based on feedback gathered from participants, volunteers, and partner non-profit organizations and recognizes the importance of evolving how we talk about disability to align with and be more inclusive of people with disabilities.

HARD WAY? OR EASY WAY?

ALL OF THE REFLECTIONS MATERIALS -

STUDENT ENTRY PACKET

CATEGORY GUIDELINES

PROMOTION GRAPHICS



LOCAL LEADERS GUIDE



ARE ALL ON THE CALIFORNIA STATE PTA REFLECTIONS PAGE!

[CAPTA.ORG/REFLECTIONS](https://capta.org/reflections)

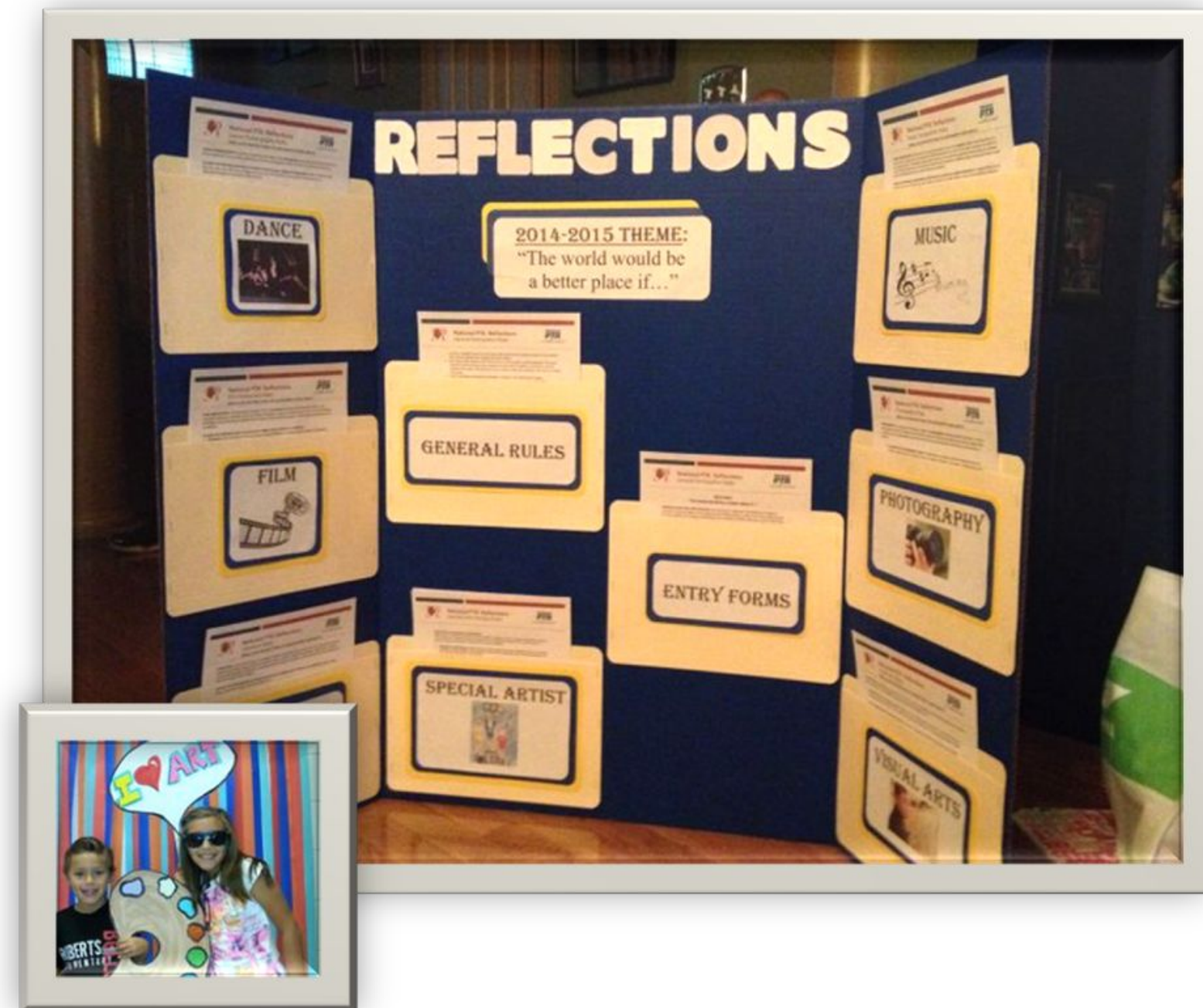
IGNITE YOUR PROGRAM



1. GETTING STARTED
2. PROMOTE REFLECTIONS
3. REVIEW SUBMISSIONS
4. CELEBRATE AND RECOGNIZE PARTICIPANTS
5. WRAP UP AND EVALUATE

PROPOSE THE PROGRAM TO YOUR SCHOOL

- ASK PTA BOARD
- CREATE A BUDGET
- ASK PRINCIPAL FOR PERMISSION AND ADMINISTRATION SUPPORT
- GET TEACHER INVOLVEMENT BY WORKING THE THEME INTO CLASSROOM CURRICULUM (IE: SOCIAL STUDIES DISCUSSION, LITERATURE, ART)



SUGGESTED DUE DATES

- **Unit Due Date EARLY OCTOBER 2025 (SUGGESTED)**
- **Council Due Date OCTOBER 31, 2025 (SUGGESTED)**
- **District Due Date DECEMBER 1, 2025 (FIXED)**
- **State Due Date JANUARY 9, 2026 (FIXED)**



**** Plan for 2-3 weeks before due dates for reviewing of each group to send to Council/District**

ORGANIZE AND PLAN AN EFFECTIVE PROGRAM

- PTA LEADER CHECKLIST—CUSTOMIZABLE
- RECRUIT A COMMITTEE & VOLUNTEERS
- RECRUIT COMMUNITY ARTS PROFESSIONALS (AS VOLUNTEERS AND/OR REVIEWERS)
- READ LOCAL LEADERS GUIDE AND GUIDELINES.
- READ THE GUIDELINES AGAIN!

Step 1. Start the Arts

- ☐ Register your PTA at [PTA.org/Reflections](https://pta.org/reflections).
- ☐ Confirm that your local PTA is in good standing with the state PTA and eligible to participate.
- ☐ Make sure the Reflections program is included in your PTA's program budget for the school year.
- ☐ Visit your state PTA website for program registration information and materials.

Step 2. Organize and Plan Your Program

- ☐ Recruit your committee/volunteers and engage school personnel and community members for additional support.
- ☐ Recruit creative professionals to judge student artwork.
- ☐ Determine which arts categories and grade divisions your PTA will offer. New program leaders may consider getting started with one or more arts category and division.
- ☐ Establish a timeline for the following activities.

Step 3. Promote Reflections

- ☐ Distribute program rules and student entry form.
- ☐ Promote artwork submission deadline and instructions.

Step 4. Organize Artwork for Judging

- ☐ Collect and organize artwork by category and division. Check entries for qualification.
- ☐ Facilitate judging and support judges as needed.
- ☐ Collect judges' scores and rank entries. Assign awards and prepare artwork for exhibition.

Step 5. Celebrate and Recognize Your Participants

- ☐ Announce awardees to the whole school community.
- ☐ Host a Reflections Celebration Event to showcase student work and distribute certificates/awards.
- ☐ Offer state and national opportunities for student recognition by sending your finalists to the next judging round. See State PTA's Leader Guide for details.

Step 6. Wrap Up

REGISTRATION IS OPTIONAL BUT ENCOURAGED

PTA.ORG/REFLECTIONS

SCROLL DOWN TO: “REGISTER HERE”

Step 1. Start the Arts

- ☐ Register your PTA at [PTA.org/Reflections](https://pta.org/reflections).
- ☐ Confirm that your local PTA is in good standing with the state PTA and eligible to participate.
- ☐ Make sure the Reflections program is included in your PTA's program budget for the school year.
- ☐ Visit your state PTA website for program registration information and materials.

Step 2. Organize and Plan Your Program

- ☐ Recruit your committee/volunteers and engage school personnel and community members for additional support.
- ☐ Recruit creative professionals to judge student artwork.
- ☐ Determine which arts categories and grade divisions your PTA will offer. New program leaders may consider getting started with one or more arts category and division.
- ☐ Establish a timeline for the following activities.

Step 3. Promote Reflections

- ☐ Distribute program rules and student entry form.
- ☐ Promote artwork submission deadline and instructions.

Step 4. Organize Artwork for Judging

- ☐ Collect and organize artwork by category and division. Check entries for qualification.
- ☐ Facilitate judging and support judges as needed.
- ☐ Collect judges' scores and rank entries. Assign awards and prepare artwork for exhibition.

Step 5. Celebrate and Recognize Your Participants

- ☐ Announce awardees to the whole school community.
- ☐ Host a Reflections Celebration Event to showcase student work and distribute certificates/awards.
- ☐ Offer state and national opportunities for student recognition by sending your finalists to the next judging round. See State PTA's Leader Guide for details.

Step 6. Wrap Up



Thirty-Third District PTA Fall Officers Training



PROMOTE REFLECTIONS



ADMINISTER THE PROGRAM

 **Summary of Rules for Participation** 

Students must participate through a local PTA/PTSA in good standing and may enter in one or more arts categories. Only new pieces of artwork inspired by the theme may be submitted. Each entry must be the original work of one student only. Only one student may be recognized as the award recipient for each entry. Other individuals may appear in or perform a student's work, but the work itself must be the creative product of one student. Use of copyrighted material is prohibited, except for background music in dance choreography and film production entries when cited. Entries will be judged on how well the student uses his or her artistic vision to portray the theme, originality and creativity.

 **Dance Choreography.** Accepted styles include solo/ensemble include: ballet, contemporary, ethnic and folk, hip hop, jazz and tap. Choreographer may be the performer, or one of the performers, but does not have to be. Video recording must not exceed 3 minutes and must be less than 1GB (one gigabyte) in file size. Accepted file formats include: AVI, Quicktime (.mov), MPEG (.mpg, .mpeg, .mp4), Windows Media (.wmv), and Flash Video (.flv, .flv).

 **Film Production.** Accepted forms include: Animation, narrative, documentary, experimental, or a media presentation (PowerPoint is prohibited). Entrant must be the director, screenwriter, and camera person including all storyboarding and editing. Video recording must not exceed 3 minutes and must be less than 1GB (one gigabyte) in file size. Accepted file formats include: AVI, Quicktime (.mov), MPEG (.mpg, .mpeg, .mp4), Windows Media (.wmv), and Flash Video (.flv, .flv).

 **Literature.** Accepted forms of fiction and nonfiction include: Prose, poetry, drama (screen play and play script), reflective essay, narrative, and short story. Entry must not exceed 2,000 words and must be handwritten or typed; one side only. Students for whom English is not their first language may submit literature entries in their own language. An interpretive translation in English must accompany the entry. Accepted formats include: Single-sided print on 8 1/2 x 11 paper, or PDF (.pdf) file format.




 **Music Composition.** All instruments, sounds, styles and combinations are accepted. Copyrighted material is prohibited. The composer may be the performer, or one of the performers, but does not have to be a performer. Notation, score or tablature is required for middle and high school division. Audio recording must not exceed 3 minutes. Accepted file formats include: MP3, MPA, WMA, WAV, AAC (M4A) and FLAC formats. Music videos are not accepted.

 **Photography.** Accepted forms of photography include: A single photo, panoramic, photomontage (one seamless print of multiple original photos), a multiple exposure, negative sandwich or photogram. Original black-and-white and color images are accepted. Entrant must be the one to take the photograph. Must be mounted or matted on cardboard mat, poster board, or other sturdy material. Accepted formats include: Matted print, or high resolution digital photo (.jpg, .jg, .gif, .png, .bmp).

 **Visual Arts.** Accepted forms include: Architecture (2D/3D), carpentry, ceramics, collages, photographic collages (multiple photos cut/pasted), computer-generated image, crafts, design, dioramas, drawing, fiber work, jewelry, tiles, metal etching/punch work, mobiles, painting, printmaking, sculpture and wind chimes. Framed entries not accepted. Paper entries must be mounted on sturdy material and 3D works must include packaging materials and 3 high resolution photos of the entry for judging and ID purposes.

Submit Student Entry Form & Artwork to:

Deadline for Entry:

 **National PTA® Reflections**  **Student Entry Form** 

To be completed by PTA before distribution:

PTA LEADER NAME DEADLINE FOR ENTRY:

EMAIL PHONE

LOCAL PTA NAME

NATIONAL 8-DIGIT ID # STATE ID #

COUNCIL PTA DISTRICT PTA

REGION PTA STATE PTA

MEMBER DUES PAID DATE INSURANCE PAID DATE BYLAWS APPROVAL DATE

Register at PTA.org/Reflections

TEACHER/ROOM #:

STUDENT NAME GRADE AGE M/Y

PARENT/GUARDIAN NAME EMAIL PHONE

MAILING ADDRESS CITY STATE ZIP

Ownership in any submission shall remain the property of the entrant, but entry into this program constitutes entrant's irrevocable permission and consent that PTA may display, copy, reproduce, enhance, print, sublicense, publish, distribute and create derivative works for PTA purposes. PTA is not responsible for lost or damaged entries. Submission of entry into the PTA Reflections program constitutes acceptance of all rules and conditions. I agree to the above statement and the National PTA Reflections Official Rules.

STUDENT SIGNATURE: PARENT/LEGAL GUARDIAN SIGNATURE:

GRADE DIVISION (Check One)

☐ PRIMARY (Preschool-Grade 2) ☐ HIGH SCHOOL (Grades 9-12) ☐ DANCE CHOREOGRAPHY ☐ MUSIC COMPOSITION

☐ INTERMEDIATE (Grades 3-5) ☐ SPECIAL ARTIST (All Grades) ☐ FILM PRODUCTION ☐ PHOTOGRAPHY

☐ MIDDLE SCHOOL (Grades 6-8) ☐ LITERATURE ☐ VISUAL ARTS

ARTS CATEGORY (Check One)

☐ DANCE CHOREOGRAPHY ☐ MUSIC COMPOSITION

☐ FILM PRODUCTION ☐ PHOTOGRAPHY

☐ LITERATURE ☐ VISUAL ARTS

TITLE OF ARTWORK

ARTWORK DETAILS (Dance/film: cite background music; Music: musician(s)/instrumentation; Literature: word count; Photo/Visual Arts: materials & dimensions)


ARTIST STATEMENT (Must be 10 to 100 words describing your work and how it relates to the theme)



It's Quiz Time

PHOTOGRAPHY

A



Mom's
Hand

B



Which one can be submitted?

ANY CATEGORY

A




B



Which one can be submitted?

FILM PRODUCTION

A



B



Mom's
Hand

Which one can be submitted?

ANY CATEGORY

A



B



Which one can be submitted?

MUSIC COMPOSITION

A

MUSIC NOTATION



B

WRITTEN REFLECTIVE STATEMENT
THAT PROVIDES A MUSICALLY
TECHNICAL EXPLANATION



What must be submitted?

A or B or Both or Either

Middle and High Divisions Vs Other Divisions

REFLECTIVE STATEMENT

A Reflective Statement would address questions such as the following:

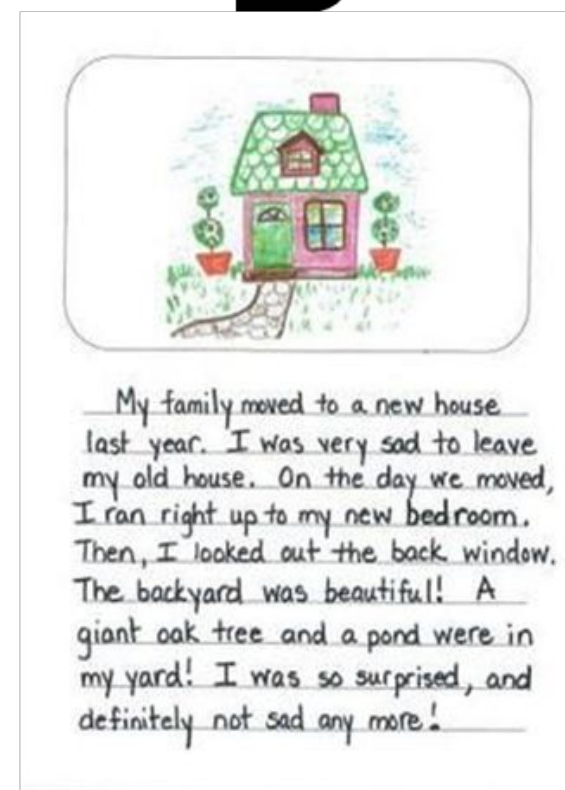
- WHAT CREATIVE AND MUSICAL DECISIONS DID THE STUDENT MAKE TO ACHIEVE THE FINAL VERSION OF THE PIECE?
- HOW WERE THE MUSICAL ELEMENTS DEVELOPED?
- WHAT EQUIPMENT WAS USED (IF ANY)?
- WHAT SOUNDS AND/OR MUSICAL IDEAS WERE USED TO REPRESENT CERTAIN IDEAS OR EMOTIONS?
- HOW WERE THE STUDENT'S CREATIVE AND MUSICAL DECISIONS INFLUENCED BY THEIR EXPERTISE, CONTEXT, AND EXPRESSIVE INTENT?

LITERATURE

A



B



Which one can be submitted?

VISUAL ARTS

A



B



Which one can be submitted?

VISUAL ARTS OR PHOTOGRAPHY?



What art category is this?

DANCE CHOREOGRAPHY AND FILM PRODUCTION

A

MP4

B

MOV

C

AVI

Which one can be submitted?

A only, B only, C only or Any

KNOW THE GUIDELINES

- STUDENT ENTRY FORMS must be FILLED OUT COMPLETELY, HAVE A TITLE and REQUIRE AN ARTIST STATEMENT!
- Students may submit entries in more than one art category and more than one entry in a single art category - but this is up to the school
- Artwork **MUST BE ORIGINAL** and created for the purpose of this program and this year's theme
- Only **ONE STUDENT** may create the work and be recognized as the award recipient, but other students may appear in the artwork itself
- GENERAL PARTICIPATION, SPECIFIC ARTS CATEGORY, AND ACCESSIBLE ARTS DIVISION GUIDELINES MUST BE FOLLOWED!
- Students should use **ARTIST STATEMENT** to express how their submission relates to the theme.

REVIEWING aka Judging

ORGANIZE ARTWORK FOR REVIEWING

1. CHECK-IN ENTRIES
2. REVIEW ARTWORK & ENTRY FORMS FOR QUALIFICATION
3. SORT BY CATEGORY & AGE DIVISION
4. PREPARE SCORECARDS
5. ASSIGN ENTRIES TO REVIEWERS

AWARD LEVELS

Award of Excellence, Award of Merit,
Honorable Mention & Participation

REVIEWING RUBRIC

Interpretation of Theme	How closely the artwork communicates the theme, based on the artwork itself and the artist statement	40 pts
Artistic Merit/ Creativity	How creative and original the artwork is in its conception of the theme and its presentation	30 pts
Mastery of Medium	The level of skill demonstrated in the basic principles/techniques of the artistic discipline	30 pts

REVIEWING ENTRIES

- Chairs should not be a reviewer!
- **BLIND JUDGING** is required!
- Reviewers should focus on
 - A well-developed concept rather than technique
 - How the student uses artistic vision to portray theme
- Judges must see the artist's statement to make their decision

COMMON REASONS FOR INELIGIBILITY

- Local PTA is not in good standing with the State PTA
- Submission prepared by more than one student
- Submission prepared by other than the student
- Submission entered in wrong category
- Submission entered in wrong division

CELEBRATE AND RECOGNIZE ALL PARTICIPANTS

- **DOUBLE CHECK SPELLING OF NAMES.**
- **PLAN A REFLECTIONS CELEBRATION EVENT.**
- **SHARE EVENT WITH MEDIA AND ALL FAMILIES AT YOUR SCHOOL, NOT JUST PARTICIPANTS.**
- **PRESENT CERTIFICATE OF PARTICIPATION AND OTHER AWARDS. AVAILABLE AT THE PTA STORE.**



AWARDS



- **AWARD OF EXCELLENCE (1ST PLACE)**
 - THE VERY BEST ENTRIES, FULFILLS ALL 3 CRITERIA
 - ADVANCES TO NEXT JUDGING LEVEL.
- **AWARD OF MERIT (2ND PLACE)**
- **HONORABLE MENTION (3RD PLACE)**
- **PARTICIPATION AWARD**

**BE SURE TO RECOGNIZE ALL STUDENTS
FOR THEIR EFFORT AND CREATION!**

HOW MANY AWARDS MAY BE GIVEN OUT?

**THE NUMBER OF AWARDS YOU DECIDE TO GIVE
OUT IS UP TO EACH SPECIFIC PTA.**

**TYPICALLY, ONLY THE TOP SCORED PIECE FROM
EACH ARTS CATEGORY AND AGE DIVISION
ADVANCES TO THE NEXT LEVEL - YOUR
COUNCIL/DISTRICT – CHECK WITH THEM TO
VERIFY.**

PREPARING ENTRIES FOR THE NEXT LEVEL - SCHOOLS

- Check all paperwork carefully!
- Check that entry forms are complete and legible.
- Check that entries have a title and artist's statement. These are requirements!
- Do you have copies of everything advancing to the next level?
- Were the entries carefully handled?
- An artist portfolio is strongly recommended for transport!

WRAP UP AND EVALUATE

- **SUBMIT LOCAL PTA UNIT PARTICIPATION FORM WITH ADVANCING ART TO COUNCIL/DISTRICT**
- **SEND THANK YOU NOTES TO SCHOOL STAFF, COMMUNITY PARTNERS, PTA VOLUNTEERS AND JUDGES.**
- **FINISH PROGRAM EVALUATION.**
- **RETURN NON-ADVANCING WORK TO ARTISTS.**
- **CREATE NOTES/INFORMATION FOR NEXT COMMITTEE MEMBERS.**



National PTA[®] Reflections
California State PTA Local PTA Unit Participation Form every child, one voice.™

OFFICIAL PTA COUNCIL NAME: _____ PTA DISTRICT #: _____ STATE: CALIFORNIA
OFFICIAL PTA/PTSA NAME: _____ NATIONAL 8-DIGIT ID NUMBER: _____
REFLECTIONS CHAIR NAME: _____ PHONE: _____ EMAIL: _____
CITY: _____ STATE: _____ ZIP: _____
TOTAL SCHOOL ENROLLMENT: _____

CHECK ALL DIVISIONS THAT YOUR PTA/PTSA REFLECTIONS PROGRAM OFFERED:
___ Primary (Grades PK-2) ___ Intermediate (Grades 3-5) ___ Middle School (Grades 6-8) ___ High School ___ Special Artist (All Grades)

By division, how many entries did your PTA receive in each arts category?

	Dance Choreography	Film Production	Literature	Music Composition	Photography	Visual Arts	Total
Primary							
Intermediate							
Middle School							
High School							
Special Artist							
Total							

GRAND TOTAL NUMBER OF ENTRIES RECEIVED: _____

By division, how many entries did your PTA advance to the next judging round in each arts category?

	Dance Choreography	Film Production	Literature	Music Composition	Photography	Visual Arts	Total
Primary							
Intermediate							
Middle School							
High School							
Special Artist							
Total							

GRAND TOTAL NUMBER OF ENTRIES ADVANCED: _____

THEME SEARCH

Opens on September 1st and closes
on November 1st, 2025



The search is on for the 2024-2025 National PTA Reflections program theme!

The student who submits the winning entry will receive \$200, and his or her theme will be announced at the National PTA Convention and Exhibition in June 2025.

Please review the past themes listed on the next page. Repeat themes will not be considered. Use this form to submit theme ideas. Only signed original forms will be considered.

Submit entries to State PTA by November 15.

Theme Idea: _____

Student Name _____ Grade _____

Address _____

City _____ State _____ ZIP _____

Parent/Guardian Phone _____ Email _____

Student Signature Parent/Guardian Signature

To be completed by PTA before distribution

All PTA Name _____

National ID Card Number _____

Reflections Card Name _____ State _____

PTA Address _____

Use PTA postcarding rules

Checkmark for all that apply _____



2025-2026 Reflections Links:

Reflections information on the California State PTA website
<https://capta.org/programs-events/reflections/>:



Reflections Resources on the Leader’s website
<https://leaders.capta.org/programs/reflections/reflections-resources/>:



Guidelines by Category, Participation Forms, Post Reflections Materials, National PTA & Local Leader's Guide
<https://capta.org/resource/participant-forms/>:




Virtual Form
ONLY FOR SCHOOL CHAIRS
<https://docs.google.com/forms/u/4/d/1nEfT35dPM6NOGTrIiJ79UTjzIlzN95niop1b-y1nfEI/copy>



Reflections Powerpoint slides:



Student Packet with All Guidelines:



WHO YA GONNA CONTACT?

First – your local school reflections chair or school PTA President

Next - If you are in a Council, then contact your Council Reflections chair or your Council President

If that doesn't work, then contact your

Thirty-Third District PTA Reflections Chair –

Kimberly Quihuis at: Reflections@33rdpta.org



Thirty-Third District PTA Fall Officers Training



QUESTIONS?

THANK YOU FOR COMING TO THIS WORKSHOP
AND GETTING EXCITED ABOUT REFLECTIONS 2025-2026!
WE HOPE THAT YOU WILL BE INSPIRED TO START A PROGRAM
AT YOUR SCHOOL OR CONTINUE TO BUILD YOUR PROGRAM.